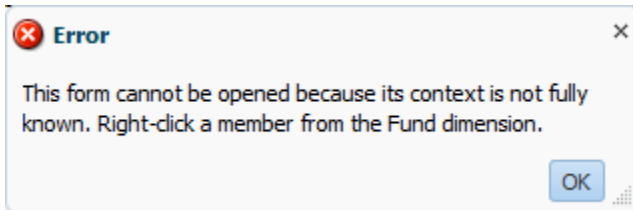


UPlan Weekly Digest

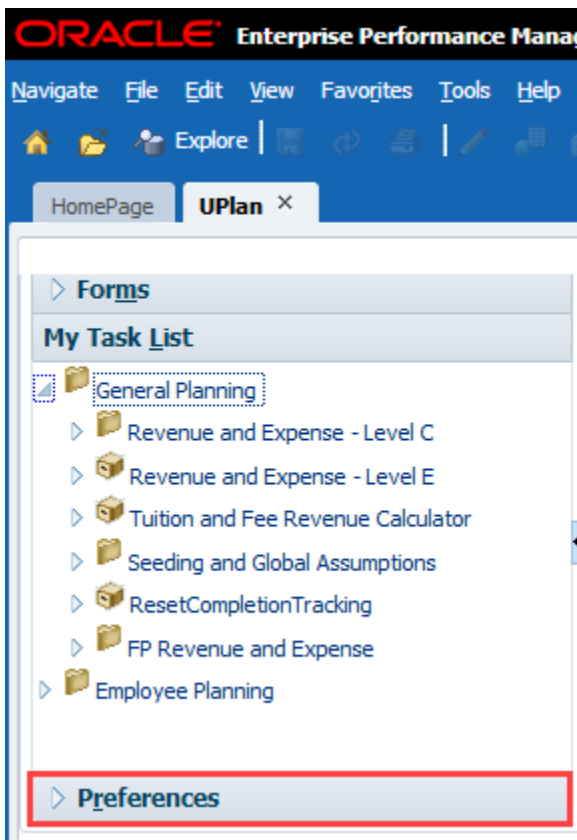
Friday, September 14, 2018

Tips & Tricks:

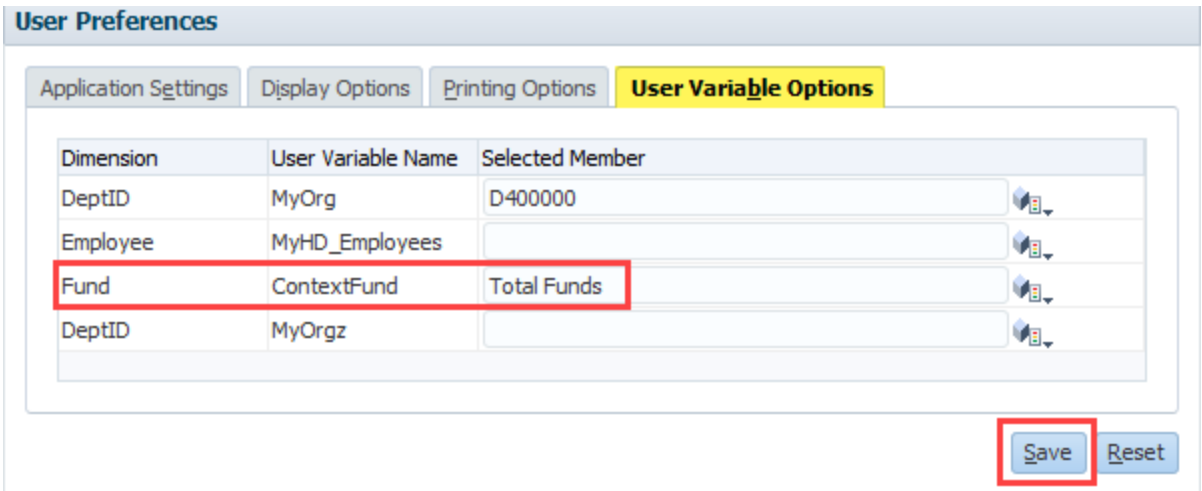
- **To Clear the Revenue and Expense Form Error:** Due to an Oracle bug, some planners were encountering an error message when opening the Revenue and Expense – Level C/E form. To remedy this issue, planners should modify a new field in User Preferences called "ContextFund" by following the steps below:



- **In UPlan Web**
 1. Open the UPlan application
 2. From the UPlan page, select 'Preferences' in the View Pane

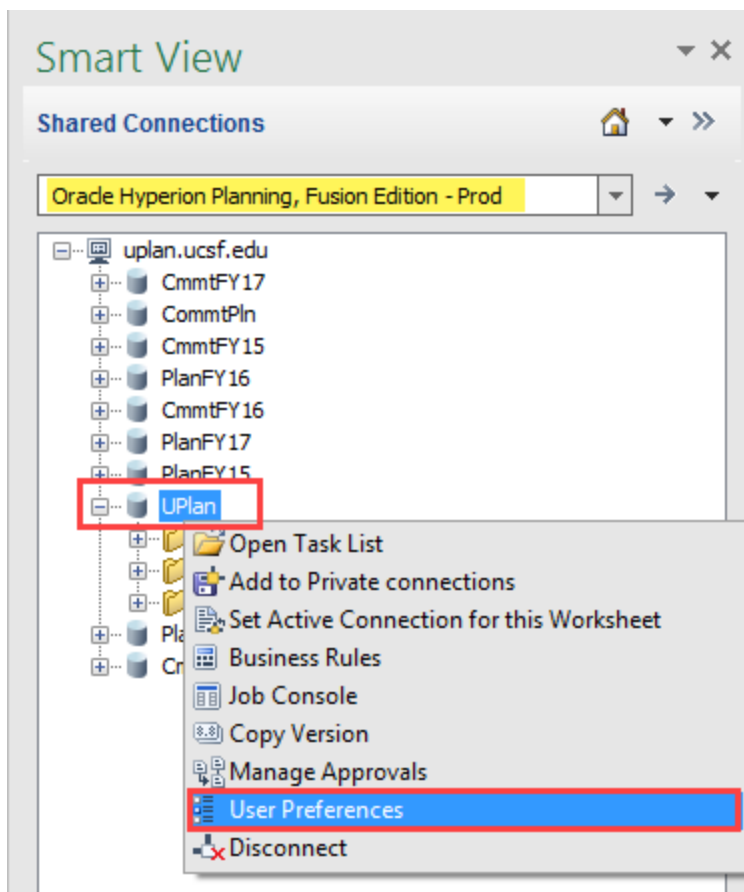


3. Click the 'User Variable Options' tab
4. Type in a Fund ID in the ContextFund textbox (i.e. 1800, 5000, Total Funds, etc.)
5. Click 'Save' or press 'Ctrl + S'

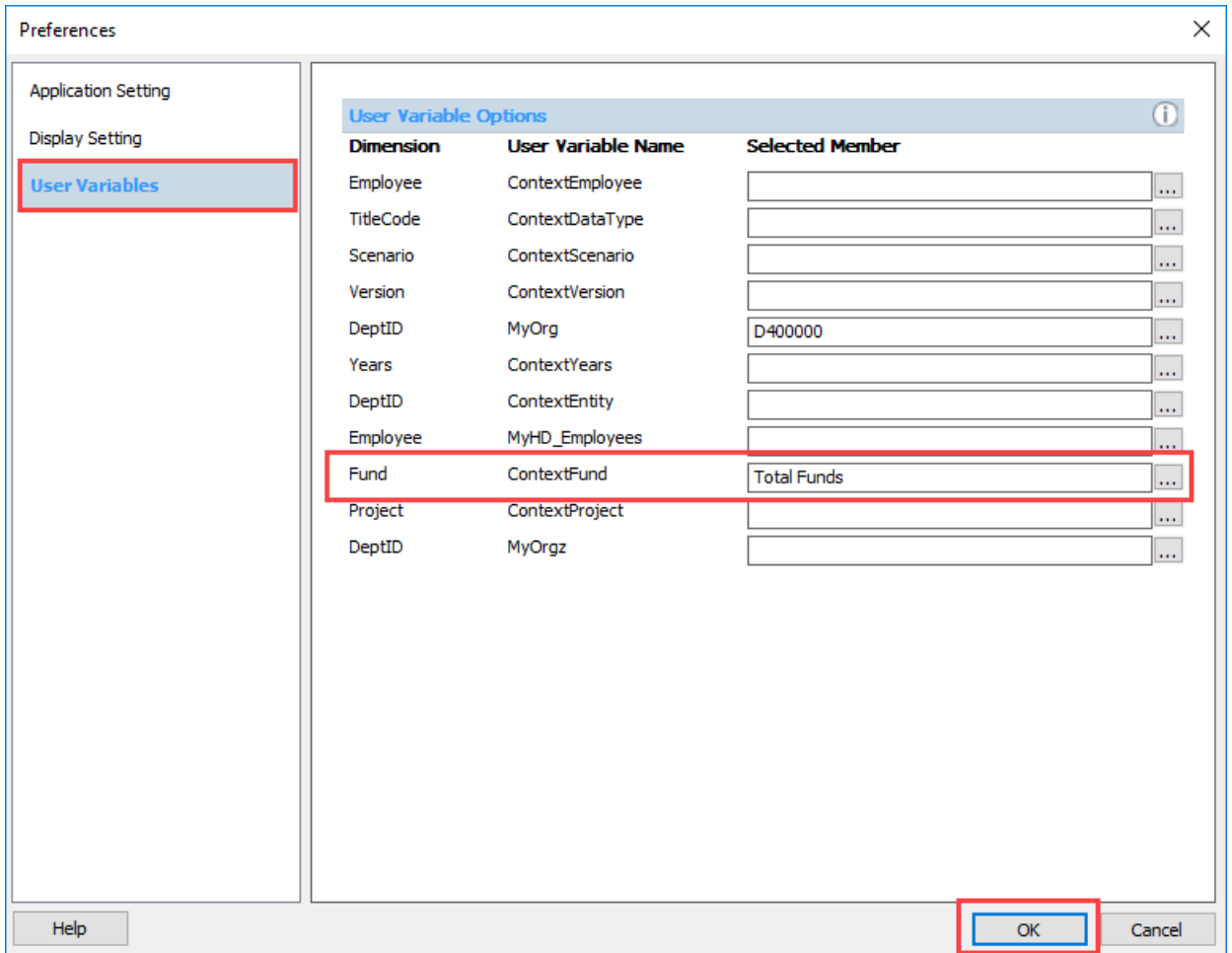


○ **In Smart View**

1. Connect to 'Oracle Hyperion Planning, Fusion Edition – Prod'
2. Right-click on the 'UPlan' application and select 'User Preferences'



3. From the Preferences window, select 'User Variables' in the View Pane
4. Type in a Fund ID in the ContextFund textbox (i.e. 1800, 5000, Total Funds, etc.)
5. Click Ok



Bug Fixes & Enhancements:

- Reference the [UPlan Enhancements](#) page for a complete list of enhancements relevant to the last fiscal year.

Known Issues:

- Reference the [UPlan Known Issues](#) page on our website for a complete list of unresolved issues. As known issues are resolved, they will be announced under “Bug Fixes & Enhancements”.